




**MASON UK LTD**

Vibration Control Products  
& Acoustic Floor Systems

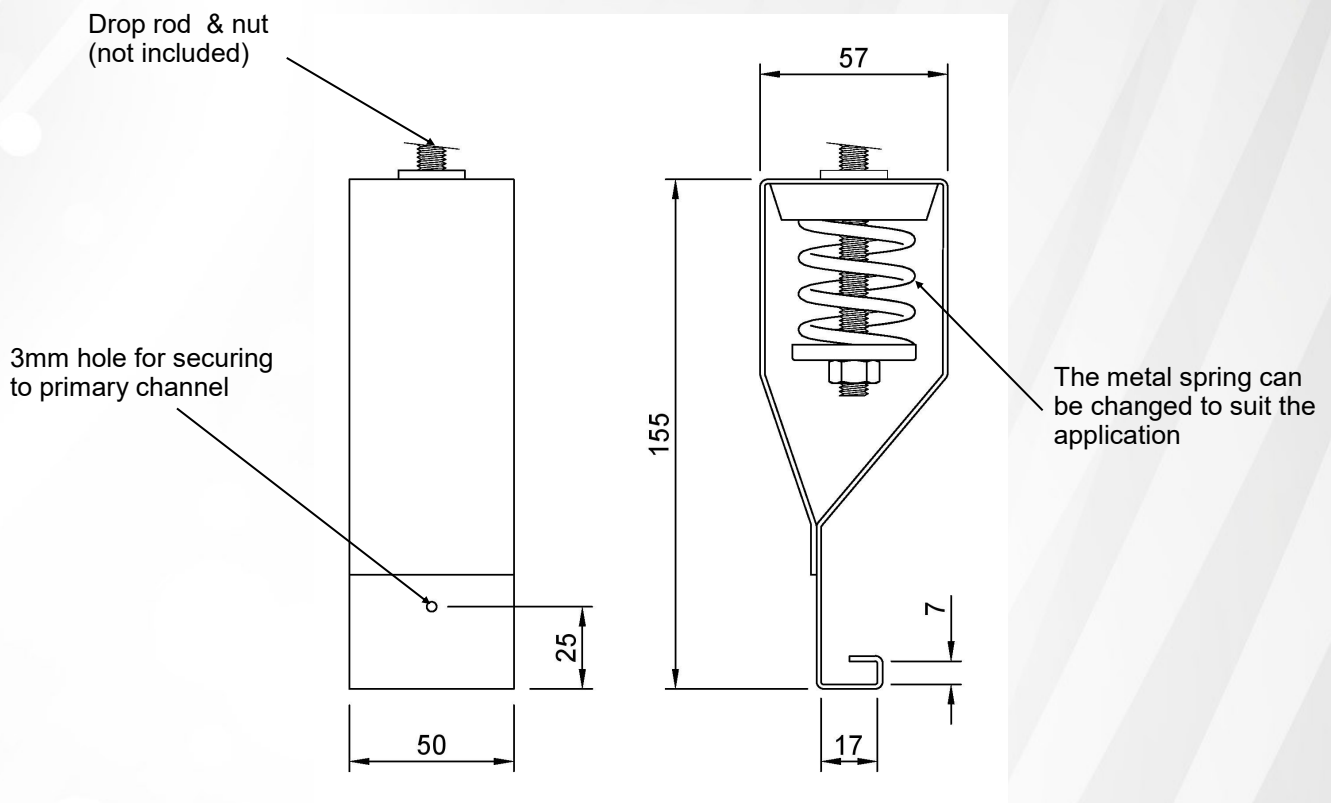
## **HDQF-X Quick Fit Ceiling Hanger (Spring Variant)**

---



- Allows for quick and easy installation of most metal grid ceiling systems.
- The hangers can support ceiling weights of up to 59kg per hanger.
- The spring elements can provide up to 33mm static deflection, with a hanger natural frequency of down to 2.8Hz.
- The spring element can be replaced with a variety of rubber elements (see HDQF-A Series).

# Product Information

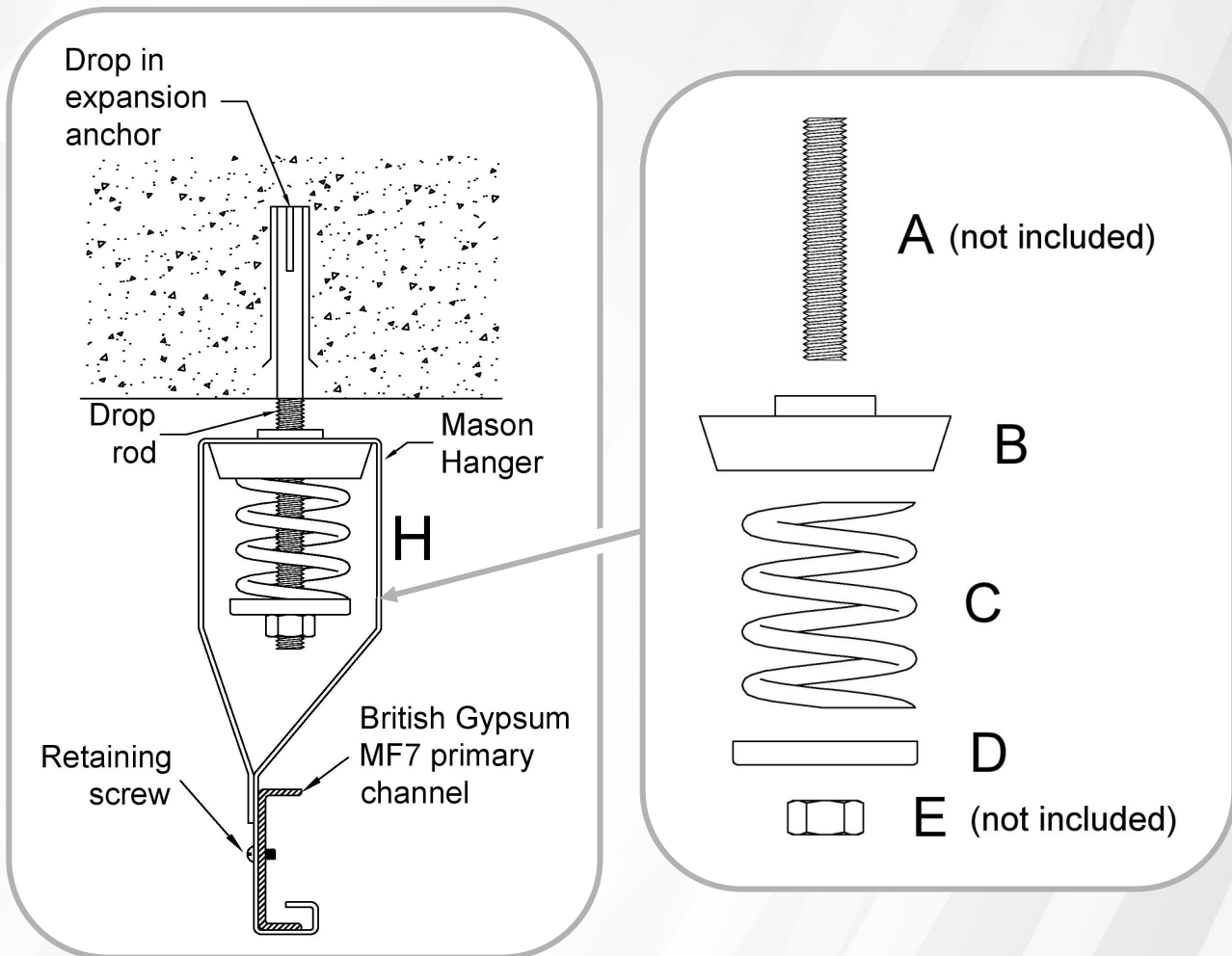


	Rated capacity (kg)	Rated deflection (mm)	Rated Natural Frequency (Hz)	Spring Colour
HDQF-X-23	10	33	2.8	Brown
HDQF-X-33	15	28	3.0	Red
HDQF-X-54	24	25	3.2	White
HDQF-X-76	34	25	3.2	Black
HDQF-X-113	51	25	3.2	Yellow
HDQF-X-130	59	25	3.2	Purple

## NOTE

- Mason HDQF-X series spring hangers can compress up to 25mm at rated capacity.
- Please allow for the compression of the spring hanger when installing ceiling systems.
- If the rated deflection is not considered, sagging and or damage of the ceiling and surrounding areas may occur.
- Typical drop rod diameter of 10mm (not supplied). Large penny washer required for smaller diameter rod.

# Typical Installation Detail



<b>A</b>	-	Drop Rod (not supplied)
<b>B</b>	-	Rubber cup
<b>C</b>	-	Spring element
<b>D</b>	-	Metal cup
<b>E</b>	-	Self-locking nut (not supplied)
<b>H</b>	-	Mason hanger box

## Installation Instructions:

- Fix the top of the drop rod to the soffit, bracket or ceiling joist as required.
- Assemble the hanger as above.
- If desired, pre-compress spring with large penny washer and nut on top by a maximum of 10mm.
- Set all the hangers to the same height by laser or similar method.
- Install the ceiling system in the normal way.