



MASON INDUSTRIES, Inc.

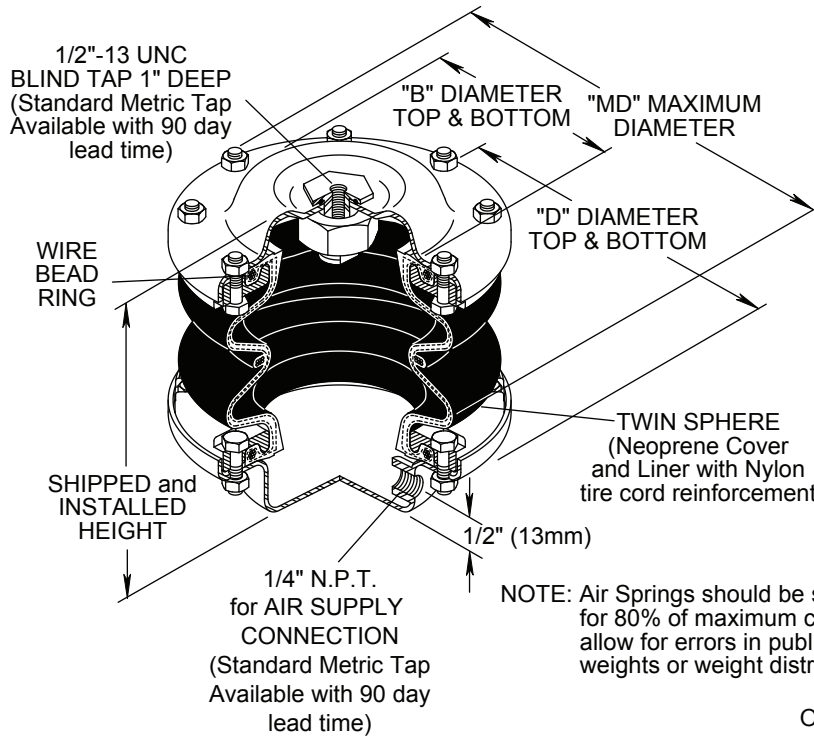
Manufacturers of Vibration Control Products

350 Rabro Drive 2101 W. Crescent Ave., Suite D
 Hauppauge, NY 11788 Anaheim, CA 92801
 631/348-0282 714/535-2727
 FAX 631/348-0279 FAX 714/535-5738
 Info@Mason-Ind.com Info@MasonAnaheim.com
 www.Mason-Ind.com

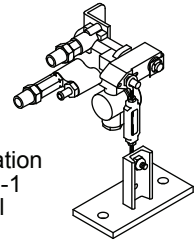
JOB NAME _____
 CUSTOMER _____
 CUSTOMER P.O. _____
 MASON M.I. _____
 DWG. NO. _____

MT

TWIN SPHERE
AIR SPRINGS

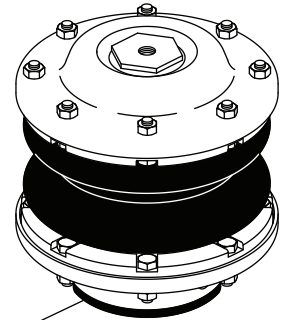


All Air Spring Systems must be installed with Leveling Valves and Air Supply Systems.



See Certification Sheet S-302-1 for additional information

CAUTION: Never inflate Air Springs prior to installation.



NOTE: Air Springs should be selected for 80% of maximum capacity to allow for errors in published weights or weight distribution.

OPTIONAL 1/4" (6mm) FRICTION PAD ON BOTTOM

NOTE: Frequency based on shape of load deflection curve

TYPE MT DIMENSIONS (inches)

Size	Shipped & Installed Height	B	D	MD
MT-3	7 1/4	3 3/4	6	6 1/2
MT-4	7 1/4	4 3/4	7 1/4	7 3/4
MT-6	7 1/4	7	9 3/4	10 1/2
MT-8	7 1/4	8 7/8	12	12 1/2

TYPE MT RATINGS

Size	Min Load @ 10 psi (lbs)	Max Recommended Load @ 80 psi (lbs)	Max Load @ 100 psi (lbs)	Approximate Frequency CPM Hertz
MT-3	138	1100	1375	138 2.3
MT-4	215	1720	2150	120 2.0
MT-6	470	3760	4700	108 1.8
MT-8	848	6780	8475	102 1.8

TYPE MT DIMENSIONS (mm)

Size	Shipped & Installed Height	B	D	MD
MT-3	184	95	152	165
MT-4	184	121	184	197
MT-6	184	178	248	267
MT-8	184	225	305	318

TYPE MT METRIC RATINGS

Size	Min. Load @ 0.7kg/cm ² (kgs)	Max. Recommended Load @ 5.6kg/cm ² (kgs)	Max Load @ 7kg/cm ² (kgs)	Approximate Frequency CPM Hertz
MT-3	63	500	625	138 2.3
MT-4	98	781	977	120 2.0
MT-6	214	1708	2136	108 1.8
MT-8	386	3081	3852	102 1.8

PLAN VIEW OF MOUNT LOCATIONS

TAG : _____
 UNIT : _____



1 :	6 :
2 :	7 :
3 :	8 :
4 :	9 :
5 :	10 :
Sets Required:	